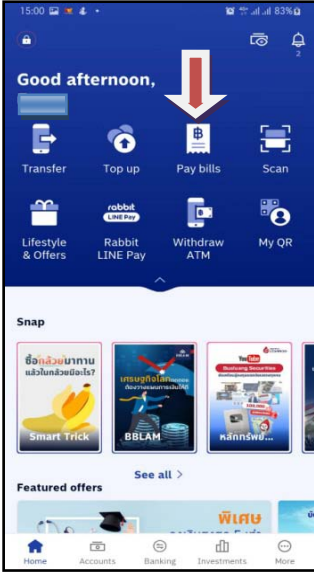
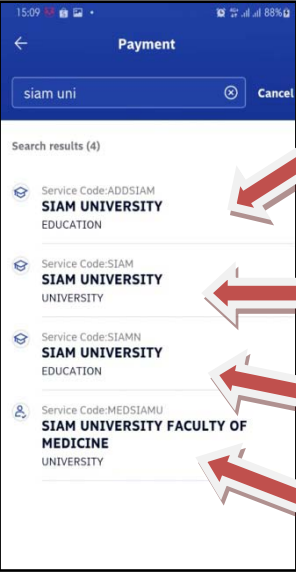
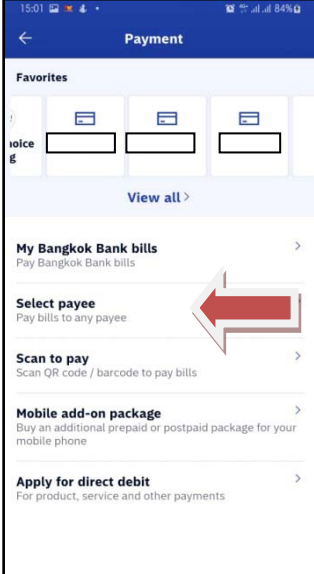
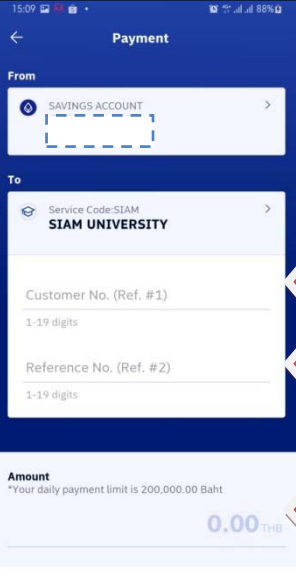

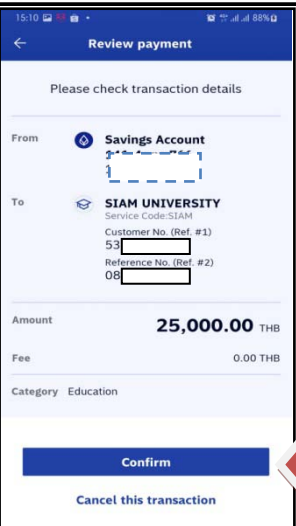


The payment processing via mBanking

Students can pay tuition and application fees via Bualuang mBanking and SCB EASY application with the following steps.

	<p>First Step</p> <p>Select "Pay bills"</p>		<p>Fourth Step</p> <p>Service Code: ADDSIAM For new student enrolled</p> <p>Service Code: SIAM For Undergraduate, Master, and Doctorate students</p> <p>Service Code: SIAMN For nursing students only</p> <p>Service Code: MEDSIAMU For the Faculty of medical only</p>
	<p>Second Step</p> <p>Select payee</p>		<p>Fifth Step</p> <p>Student ID.</p> <p>Phone No.</p> <p>Amount of Tuition Fees</p>
	<p>Third Step</p> <p>Press search "siam uni"</p>		<p>Last Step</p> <p>Check the correctness first. And then press "Confirm"</p>

****Note**** Allow students to print out the payment slip to take the original receipt 1-2 days after tuition fees has been paid.